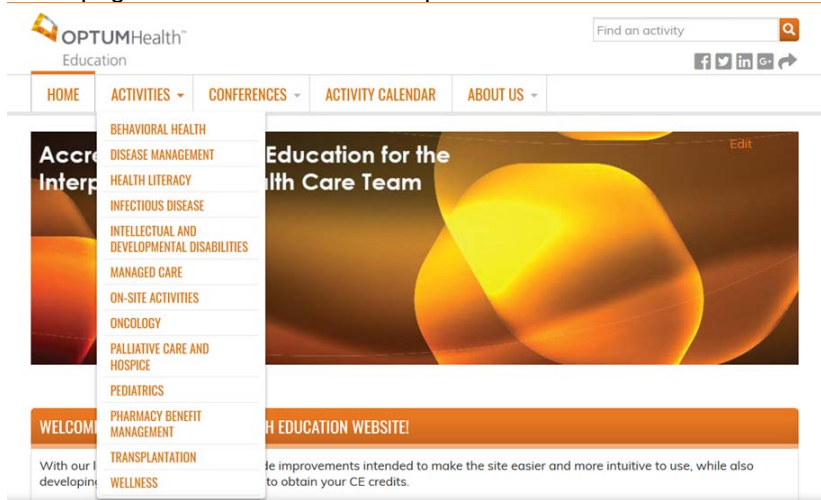
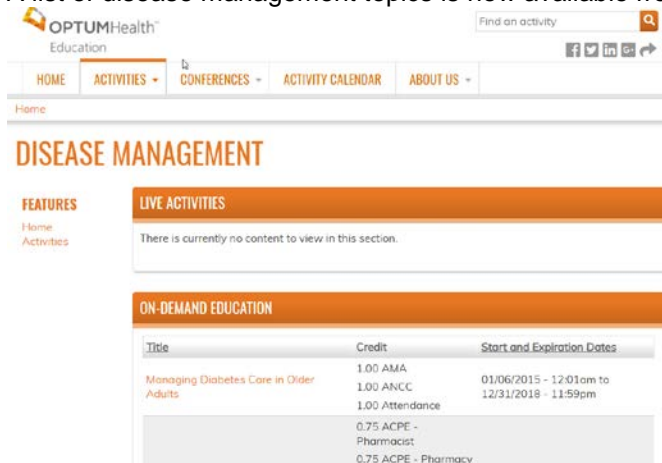


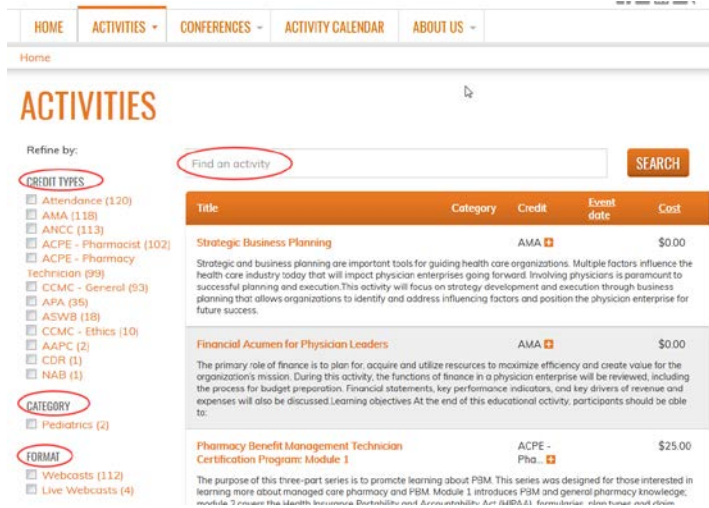
1. Go to <https://www.optumhealtheducation.com>
 - a. If you **Do Not** have an account, click **Create account** (upper, right hand-side) and enter your information.
 - b. If you **Do** have an account, click **Log in** (upper, right hand-side) and enter your log-in information.
2. Once logged in, there are several ways to choose an activity to view.
 - a. Search for education on a specific therapeutic area—such as behavioral health, disease management or palliative care and hospice—by hovering over the Activities tab at the top of the home page. Then click on the therapeutic area.



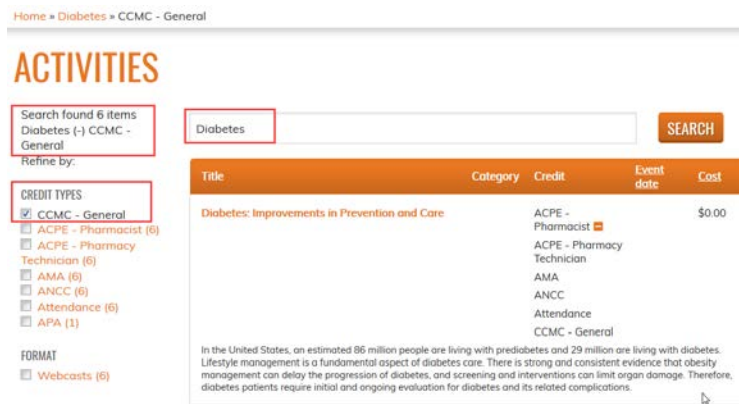
Example below: Disease Management was selected. A list of disease management topics is now available from which to select.



- b. Search by credit type, category and/or topic by clicking on the Activities tab and checking the applicable box(es) under the 'Refine by' section on the left and/or typing the topic in the Search field.

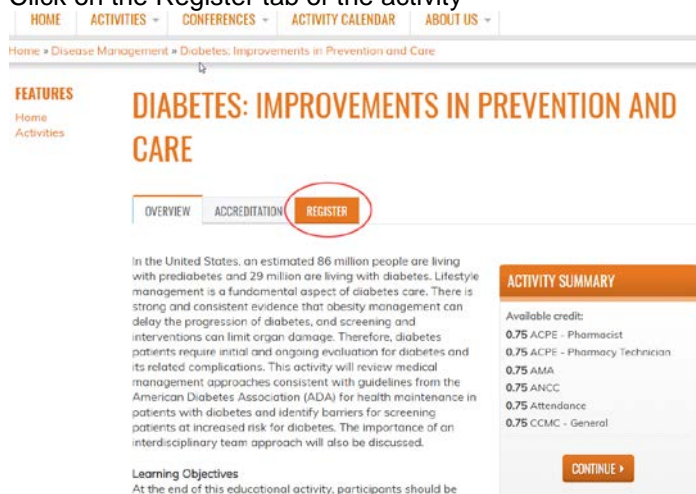


Example: The selection was refined to find a topic on Diabetes that offers CCMC credit. The results are a list of activities that meets the search criteria.



3. Once you find the activity you would like to take, click on the activity title to get started.

4. Click on the Register tab of the activity

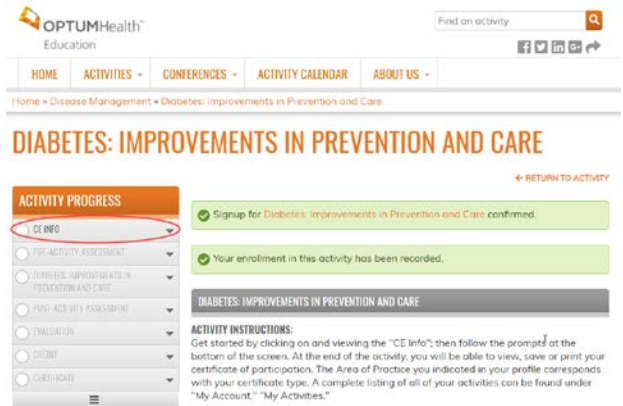


5. Click Continue



6. Your enrollment is confirmed and you are now ready to take the on-demand activity by completing the steps listed in the Activity Progress box. At the end of the activity you will be able to view, save, and/or print your certificate of participation.

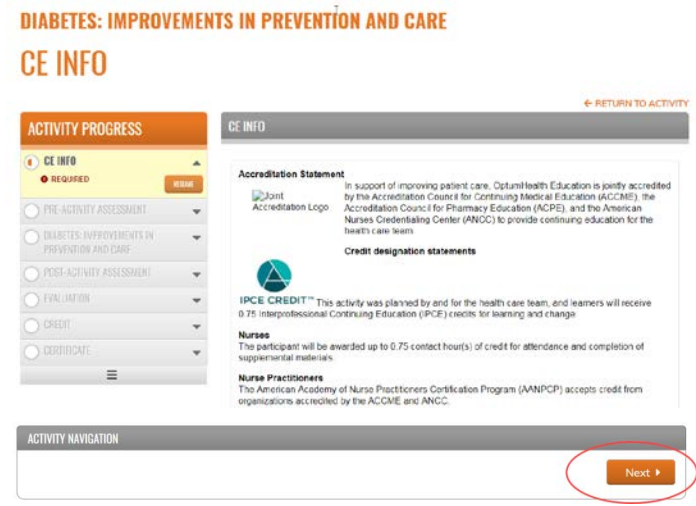
Let's get started! Click CE INFO.



7. Click Start

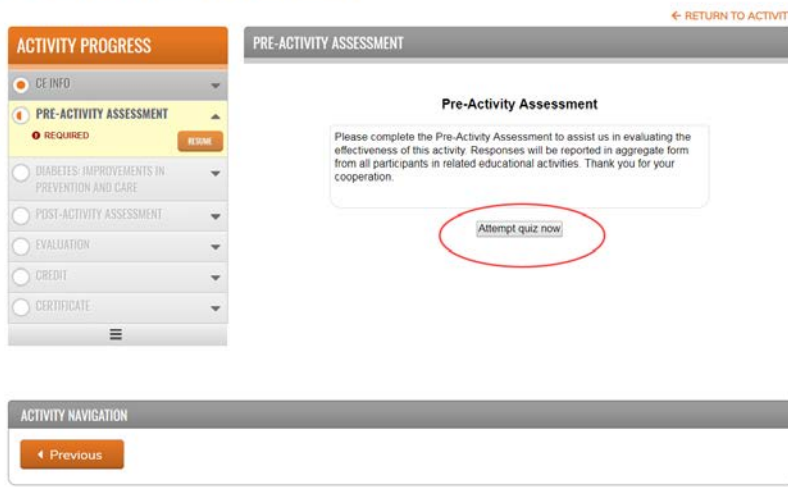


8. Review the CE Info and click Next at the bottom of the page.



9. Complete the Pre-activity assessment (Pretest) by clicking Attempt quiz now.

PRE-ACTIVITY ASSESSMENT



← RETURN TO ACTIVITY

ACTIVITY PROGRESS

- CE INFO
- PRE-ACTIVITY ASSESSMENT** (REQUIRED) REVIEW
- DIABETES: IMPROVEMENTS IN PREVENTION AND CARE
- POST-ACTIVITY ASSESSMENT
- EVALUATION
- CREDIT
- CERTIFICATE

PRE-ACTIVITY ASSESSMENT

Pre-Activity Assessment

Please complete the Pre-Activity Assessment to assist us in evaluating the effectiveness of this activity. Responses will be reported in aggregate form from all participants in related educational activities. Thank you for your cooperation.

Attempt quiz now

ACTIVITY NAVIGATION

← Previous

10. Click Start attempt

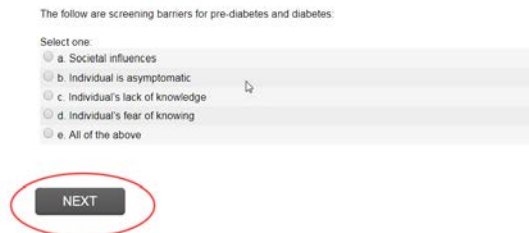


Confirmation

⚠ Number of attempts allowed: 1. You are about to start a new attempt. Do you wish to proceed?

Cancel Start attempt

11. Complete the Pre-Activity Assessment questions and click Next



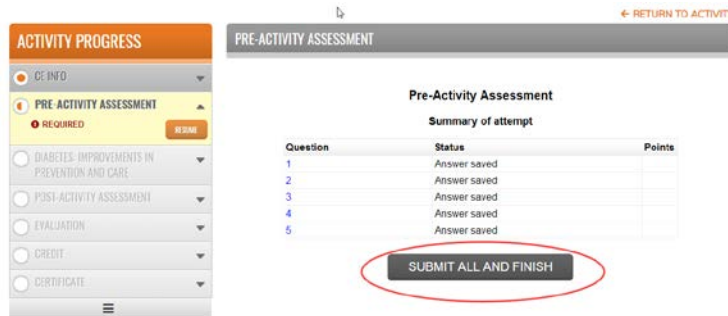
The following are screening barriers for pre-diabetes and diabetes.

Select one:

- a. Societal influences
- b. Individual is asymptomatic
- c. Individual's lack of knowledge
- d. Individual's fear of knowing
- e. All of the above

NEXT

12. Click Submit All and Finish



← RETURN TO ACTIVITY

ACTIVITY PROGRESS

- CE INFO
- PRE-ACTIVITY ASSESSMENT** (REQUIRED) REVIEW
- DIABETES: IMPROVEMENTS IN PREVENTION AND CARE
- POST-ACTIVITY ASSESSMENT
- EVALUATION
- CREDIT
- CERTIFICATE

PRE-ACTIVITY ASSESSMENT

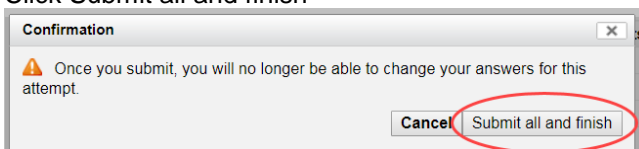
Pre-Activity Assessment

Summary of attempt

Question	Status	Points
1	Answer saved	
2	Answer saved	
3	Answer saved	
4	Answer saved	
5	Answer saved	

SUBMIT ALL AND FINISH

13. Click Submit all and finish



Confirmation

⚠ Once you submit, you will no longer be able to change your answers for this attempt.

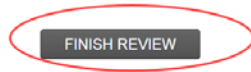
Cancel Submit all and finish

14. Review your responses and click Finish Review

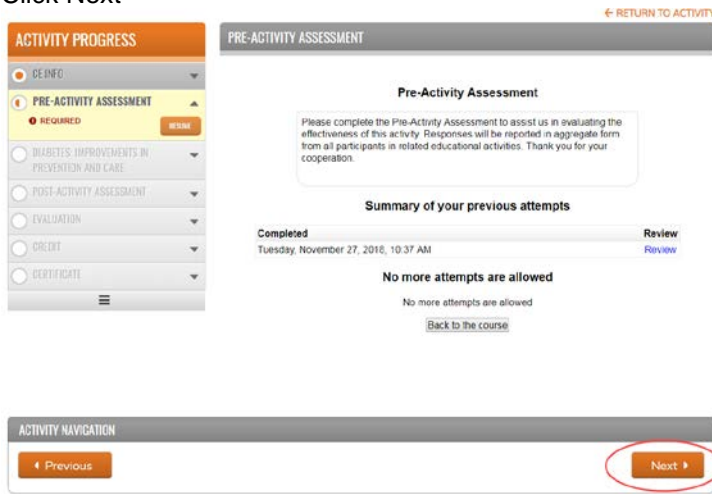
The follow are screening barriers for pre-diabetes and diabetes:

Select one:

- a. Societal influences
- b. Individual is asymptomatic
- c. Individual's lack of knowledge
- d. Individual's fear of knowing
- e. All of the above



15. Click Next

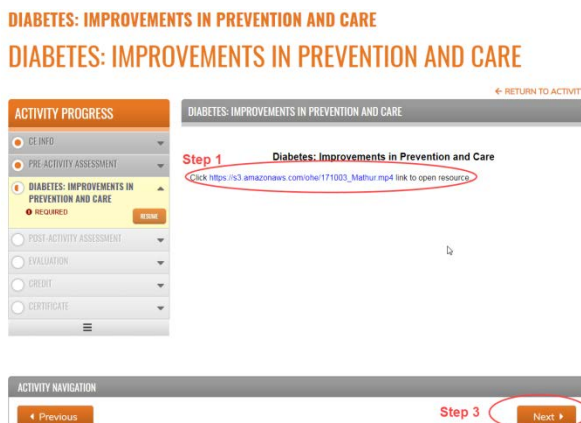


16. The pre-activity requirements are now complete. You are ready to view the webcast.

Step 1: Click on the webcast link.

Step 2: View the webcast. It should open in a new window (be sure to turn off your browser's pop-up blockers). Click on the play icon if it doesn't automatically start.

Step 3: Once you have viewed the entire webcast, click Next




17. Complete the Post-Activity Assessment (post-test). Click Attempt quiz now.

DIABETES: IMPROVEMENTS IN PREVENTION AND CARE

POST-ACTIVITY ASSESSMENT

← RETURN TO ACTIVITY

ACTIVITY PROGRESS

- CE INFO
- PRE-ACTIVITY ASSESSMENT
- DIABETES: IMPROVEMENTS IN PREVENTION AND CARE
- POST-ACTIVITY ASSESSMENT** (REQUIRED) RESUME
- EVALUATION
- CREDIT
- CERTIFICATE

POST-ACTIVITY ASSESSMENT

Post-Activity Assessment

Please complete the Post-Activity Assessment to assist us in evaluating the effectiveness of this activity. Responses will be reported in aggregate form from all participants in related educational activities. Thank you for your cooperation.

Attempt quiz now

18. Complete the Post-Activity Assessment questions and click Next

Screening for pre-diabetes or type 2 diabetes is indicated for the following clinical risk criteria:

Select one:

- a. Overweight or obese
- b. Sedentary lifestyle
- c. Member of an at-risk racial or ethnic group
- d. All of the above

The follow are screening barriers for pre-diabetes and diabetes:

Select one:

- a. Societal influences
- b. Individual is asymptomatic
- c. Individual's lack of knowledge
- d. Individual's fear of knowing
- e. All of the above

NEXT

19. Click Submit All and Finish

← RETURN TO ACTIVITY

ACTIVITY PROGRESS

- CE INFO
- PRE-ACTIVITY ASSESSMENT
- DIABETES: IMPROVEMENTS IN PREVENTION AND CARE
- POST-ACTIVITY ASSESSMENT** (REQUIRED) RESUME
- EVALUATION
- CREDIT
- CERTIFICATE

POST-ACTIVITY ASSESSMENT

Post-Activity Assessment

Summary of attempt

Question	Status	Points
1	Answer saved	
2	Answer saved	
3	Answer saved	
4	Answer saved	
5	Answer saved	

SUBMIT ALL AND FINISH

20. Click Submit all and finish

Confirmation ✕

⚠ Once you submit, you will no longer be able to change your answers for this attempt.

Cancel **Submit all and finish**

21. Review your responses and click 'Finish Review'

Screening for pre-diabetes or type 2 diabetes is indicated for the following clinical risk criteria:

Select one

- a. Overweight or obese
- b. Sedentary lifestyle
- c. Member of an at-risk racial or ethnic group
- d. All of the above

The correct answer is: Overweight or obese

The follow are screening barriers for pre-diabetes and diabetes:

Select one

- a. Societal influences
- b. Individual is asymptomatic
- c. Individual's lack of knowledge
- d. Individual's fear of knowing
- e. All of the above

The correct answer is: All of the above

FINISH REVIEW

22. Click Next

DIABETES: IMPROVEMENTS IN PREVENTION AND CARE

POST-ACTIVITY ASSESSMENT

REQUIRED **RESUME**

EVALUATION

CREDIT

CERTIFICATE

Please complete the Post-Activity Assessment to assist us in evaluating the effectiveness of this activity. Responses will be reported in aggregate form from all participants in related educational activities. Thank you for your cooperation.

Summary of your previous attempts

Attempt	Completed	Points / 5.00	Grade / 10.00	Review
1	Tuesday, November 27, 2018, 01:01 PM	3.00	6.00	Review

Highest grade: 6.00 / 10.00.

[Re-attempt quiz](#)

ACTIVITY NAVIGATION

[Previous](#) [Next](#)

You may rewatch the webcast and retake the Post-Activity Assessment multiple times. There are no limits.

23. Complete the Evaluation and click Submit Questionnaire
Questions marked with an * must be completed.

DIABETES: IMPROVEMENTS IN PREVENTION AND CARE

EVALUATION

← RETURN TO ACTIVITY

ACTIVITY PROGRESS

CE INFO

PRE-ACTIVITY ASSESSMENT

DIABETES: IMPROVEMENTS IN PREVENTION AND CARE

POST-ACTIVITY ASSESSMENT

EVALUATION

REQUIRED **RESUME**

CREDIT

CERTIFICATE

Evaluation

Please help OptumHealth Education improve our educational activities by providing us with anonymous feedback. In order to receive your certificate, please complete the following Activity Evaluation. The Area of Practice you indicated in your OptumHealth Education.com profile will correspond with the type of certificate provided. At the end of the Activity Evaluation you will be able to view, save, or print your certificate. A complete listing of all of your activities can be found when you are logged into optumhealtheducation.com under My account, My activities. Thank you for your feedback and participation.

Indicate if the following Learning Objectives for this activity were met.

*1 Identify educational and social barriers to appropriately screen patients at increased risk for diabetes

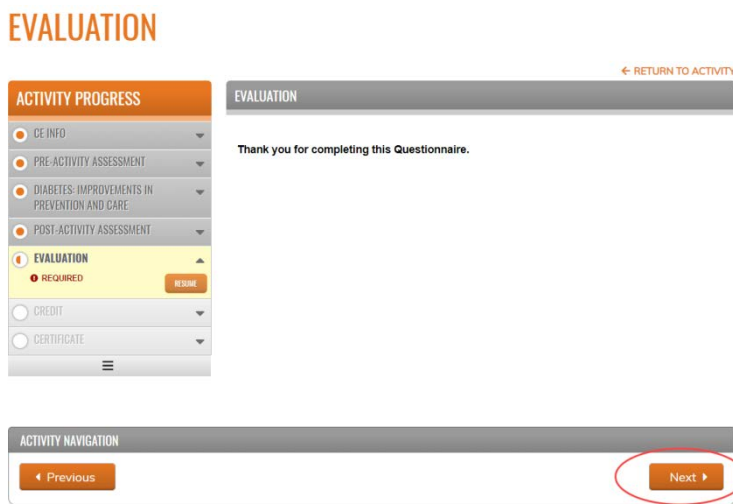
Met Not Met

17 Please provide us with any additional comments you may have about this educational activity. We appreciate your comments!

SUBMIT QUESTIONNAIRE

24. Click Next

EVALUATION



← RETURN TO ACTIVITY

ACTIVITY PROGRESS

- CE INFO
- PRE-ACTIVITY ASSESSMENT
- DIABETES: IMPROVEMENTS IN PREVENTION AND CARE
- POST-ACTIVITY ASSESSMENT
- EVALUATION**
REQUIRED RESUME
- CREDIT
- CERTIFICATE

EVALUATION

Thank you for completing this Questionnaire.

ACTIVITY NAVIGATION

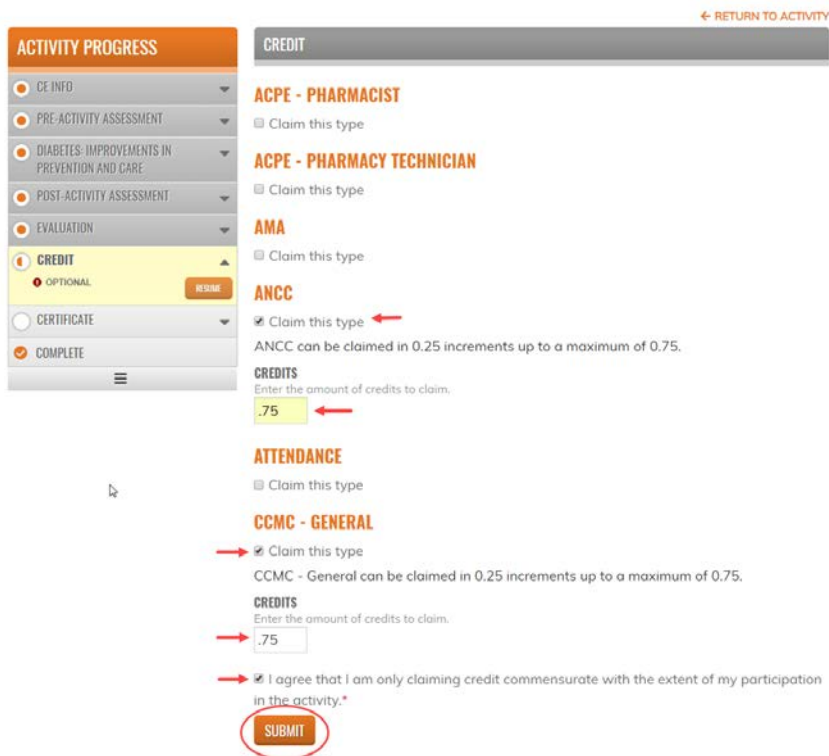
← Previous Next →

The Post-Activity Materials are now complete.

25. Claim Credit: Select the type(s) of credit you will claim. Enter the # of credits for each. Be sure to correctly enter the credits you are claiming in quarter-hour increments. Click Submit.

DIABETES: IMPROVEMENTS IN PREVENTION AND CARE

CREDIT



← RETURN TO ACTIVITY

ACTIVITY PROGRESS

- CE INFO
- PRE-ACTIVITY ASSESSMENT
- DIABETES: IMPROVEMENTS IN PREVENTION AND CARE
- POST-ACTIVITY ASSESSMENT
- EVALUATION
- CREDIT**
OPTIONAL RESUME
- CERTIFICATE
- COMPLETE

CREDIT

ACPE - PHARMACIST
 Claim this type

ACPE - PHARMACY TECHNICIAN
 Claim this type

AMA
 Claim this type

ANCC
 Claim this type
ANCC can be claimed in 0.25 increments up to a maximum of 0.75.

CREDITS
Enter the amount of credits to claim.
.75

ATTENDANCE
 Claim this type

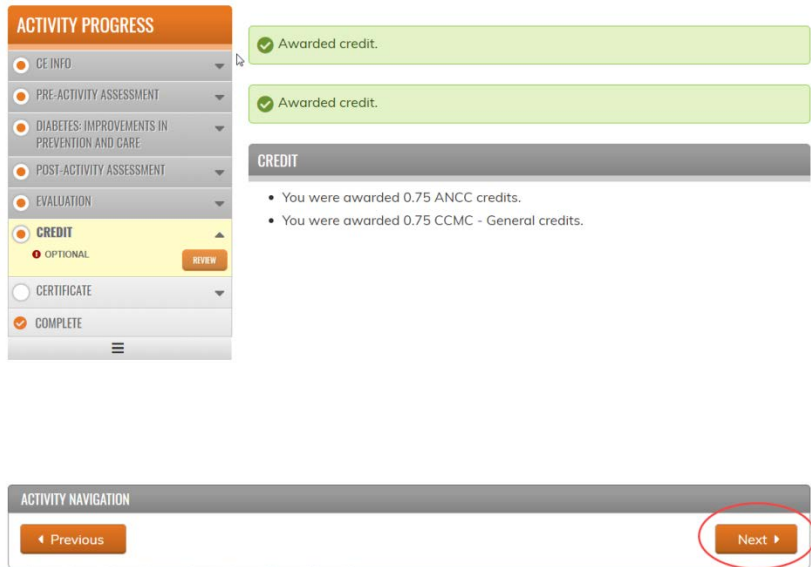
CCMC - GENERAL
 Claim this type
CCMC - General can be claimed in 0.25 increments up to a maximum of 0.75.

CREDITS
Enter the amount of credits to claim.
.75

I agree that I am only claiming credit commensurate with the extent of my participation in the activity.*

SUBMIT

26. Click Next. You can then download your certificate(s) to view, print and/or save.

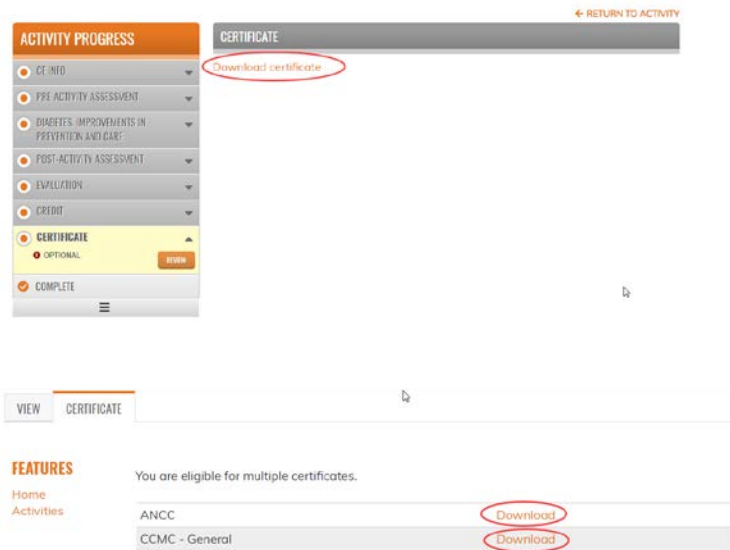


The screenshot shows the 'ACTIVITY PROGRESS' sidebar on the left with 'CREDIT' selected. The main content area shows two green bars with checkmarks and the text 'Awarded credit.' Below this is a 'CREDIT' section with a list of awarded credits: 'You were awarded 0.75 ANCC credits.' and 'You were awarded 0.75 CCMC - General credits.'



The screenshot shows the 'ACTIVITY NAVIGATION' bar at the bottom of the page. It contains two buttons: 'Previous' on the left and 'Next' on the right. The 'Next' button is circled in red.

DIABETES: IMPROVEMENTS IN PREVENTION AND CARE CERTIFICATE



The screenshot shows the 'CERTIFICATE' page. The 'ACTIVITY PROGRESS' sidebar is on the left, and the 'CERTIFICATE' section is highlighted. A 'Download certificate' link is circled in red. Below the sidebar is a 'VIEW' tab with 'CERTIFICATE' selected. Under the 'FEATURES' section, there is a table with two rows: 'ANCC' and 'CCMC - General', each with a 'Download' button circled in red.

FEATURES	
ANCC	Download
CCMC - General	Download

Congratulations, you have successfully completed the on-demand activity!
If you have any questions about your participation in this activity,
email OptumHealth Education at moreinfo@optumhealtheducation.com.

To take another on-demand activity, go to www.optumhealtheducation.com.